



2016

2017-009

2017 03

| | |
|-------|------------|
| | 6 |
| | 10 |
| | 14 |
| | 26 |
| | 44 |
| | 51 |
| | 51 |
| | 52 |
| | 57 |
| | 61 |
| | 62 |
| | 163 |

| | | | |
|--|--|--|--|
| | | | 300476 |
| | | | |
| | | | |
| | | | Victory Giant Technology (HuiZhou)Co.,Ltd. |
| | | | |
| | | | |
| | | | 516211 |
| | | | |
| | | | 516211 |

| | |
|--|---------------|
| | 19 68 A-1 A-5 |
| | |

| | | | |
|--|------|--|--------------------------|
| | | | |
| | 1012 | | 2015 6 11 -2018 12 31 |

| | 2016 | 2015 | | 2014 |
|---|------------------|------------------|-----------|------------------|
| | 1,817,694,996.82 | 1,284,631,483.77 | 41.50% | 1,086,725,415.86 |
| | 232,071,177.90 | 126,539,722.29 | 83.40% | 103,157,786.44 |
| | 224,425,948.23 | 119,779,282.35 | 87.37% | 100,453,459.98 |
| | 213,140,528.56 | 18,810,661.86 | 1,033.08% | 203,849,756.56 |
| / | 0.62 | 0.39 | 58.97% | 0.9400 |
| / | 0.62 | 0.39 | 58.97% | 0.9400 |
| | 17.40% | 13.81% | 3.59% | 18.46% |
| | 2016 | 2015 | | 2014 |
| | 2,361,740,635.19 | 1,982,956,130.47 | 19.10% | 1,285,192,236.61 |
| | 1,447,695,647.11 | 1,248,053,723.96 | 16.00% | 585,760,452.19 |

| | | | | |
|--|----------------|----------------|----------------|----------------|
| | | | | |
| | 389,606,082.33 | 399,968,599.13 | 549,886,226.37 | 478,234,088.99 |
| | 39,957,863.91 | 55,236,935.24 | 64,738,404.55 | 72,137,974.20 |
| | 43,256,694.72 | 43,454,755.35 | 63,962,696.99 | 73,751,801.17 |

| | | | | |
|--|---------------|--------------|---------------|----|
| | | 0.00 | 0.00 | |
| | | 0.00 | 0.00 | |
| | | 0.00 | 0.00 | |
| | -1,003,090.61 | -969,500.00 | -1,907,700.00 | |
| | | 0.00 | 0.00 | |
| | | 0.00 | 0.00 | |
| | | 0.00 | 0.00 | |
| | | 0.00 | 0.00 | |
| | | 0.00 | 0.00 | |
| | 361,748.55 | 126,448.41 | 1,235,289.30 | |
| | | 0.00 | 0.00 | |
| | 1,408,079.60 | 1,209,250.21 | 552,451.74 | |
| | | 0.00 | 0.00 | |
| | 7,645,229.67 | 6,760,439.94 | 2,704,326.46 | -- |

1

1

1

| | CPCA | VGA | PCB | |
|----------------|--------|------|--------|----------|
| | 40.12% | 2.71 | 85.58% | 17.66 |
| | 83.40% | | 2.13 | 2.32 |
| | CPCA | | | 1033.08% |
| | | VGA | PCB | |
| GB/T29490-2013 | | | | 211 |
| 35 | 175 | 1 | | 2015 |
| | | PCB | | |

1

| | |
|--|---------|
| | |
| | 24.28%, |
| | 2.50%, |
| | 43.36% |
| | 88.99% |
| | 45.45% |
| | 66.11% |
| | 106.52% |
| | 47.82% |
| | 86.57% |

| | | |
|--|---------|------|
| | 85.24% | 2015 |
| | 571.22% | |
| | 80.91% | |
| | 40.66% | |
| | 100% | |
| | 57.88% | |
| | | |
| | 9% | |
| | | |
| | | |
| | 0% | |
| | | |
| | | |

ISO9001:2008

7

ROHS

ISO14001:2004

1

2

1

1

5

| | 2016 | | 2015 | | |
|-----|------------------|--------|------------------|--------|---------|
| | | | | | |
| | 1,817,694,996.82 | 100% | 1,284,631,483.77 | 100% | 41.50% |
| | | | | | |
| PCB | 1,766,138,440.62 | 97.16% | 1,260,411,737.38 | 98.11% | 40.12% |
| | 51,556,556.20 | 2.84% | 24,219,746.39 | 1.89% | 112.87% |
| | | | | | |
| PCB | 414,881,757.03 | 22.82% | 368,400,049.00 | 28.68% | 12.62% |
| PCB | 1,351,256,683.59 | 74.34% | 892,011,688.38 | 69.44% | 51.48% |
| | 51,556,556.20 | 2.84% | 24,219,746.39 | 1.89% | 112.87% |
| | | | | | |
| | 897,186,924.39 | 49.36% | 729,314,608.02 | 56.77% | 23.02% |
| | 920,508,072.43 | 50.64% | 555,316,875.75 | 43.23% | 65.76% |

2

10%



| | | | | | | |
|-----|--|----------------|--------|----------------|--------|--------|
| PCB | | 69,670,068.10 | 5.28% | 65,243,761.30 | 6.72% | 6.78% |
| PCB | | 155,908,645.75 | 11.81% | 114,176,582.28 | 11.75% | 36.55% |
| PCB | | 619,686,218.15 | 46.94% | 417,212,062.20 | 42.94% | 48.53% |
| PCB | | 109,096,594.06 | 8.26% | 90,098,527.52 | 9.27% | 21.09% |
| PCB | | 244,137,872.98 | 18.49% | 157,672,423.15 | 16.23% | 54.84% |

6

7

8

| | | |
|--|--|----------------|
| | | 414,785,454.90 |
| | | 22.83% |
| | | 0.00% |

5

| | | | |
|---|----|----------------|--------|
| | | | |
| 1 | | 115,545,050.49 | 6.36% |
| 2 | | 86,503,270.85 | 4.76% |
| 3 | | 76,275,996.65 | 4.20% |
| 4 | | 73,897,876.37 | 4.07% |
| 5 | | 62,563,260.54 | 3.44% |
| | -- | 414,785,454.90 | 22.83% |

| | | |
|--|--|----------------|
| | | 411,915,127.85 |
| | | 47.31% |
| | | 0.00% |

5

| | | | |
|---|----|----------------|--------|
| | | | |
| 1 | | 135,770,510.38 | 15.59% |
| 2 | | 98,195,466.33 | 11.28% |
| 3 | | 67,486,570.64 | 7.75% |
| 4 | | 55,355,183.43 | 6.36% |
| 5 | | 55,107,397.06 | 6.33% |
| | -- | 411,915,127.85 | 47.31% |

3

| | 2016 | 2015 | | |
|--|----------------|----------------|--------|--------------|
| | 55,031,927.68 | 34,134,614.08 | 61.22% | 2016 61.22%, |
| | | | | 2016 36.08%, |
| | 195,381,627.98 | 143,581,391.54 | 36.08% | , |

| | | | |
|--|---------------|---------------|---------------|
| | 98,958,670.03 | 73,463,654.59 | 52,506,466.72 |
| | 5.44% | 5.72% | 4.83% |
| | 0.00 | 0.00 | 0.00 |
| | 0.00% | 0.00% | 0.00% |
| | 0.00% | 0.00% | 0.00% |

5

| | 2016 | 2015 | |
|--|------------------|------------------|-----------|
| | 1,405,373,976.49 | 1,150,659,882.10 | 22.14% |
| | 1,192,233,447.93 | 1,131,849,220.24 | 5.34% |
| | 213,140,528.56 | 18,810,661.86 | 1,033.08% |
| | 591,881,912.82 | 75,152,231.31 | 687.58% |
| | 588,541,977.09 | 570,683,494.49 | 3.13% |
| | 3,339,935.73 | -495,531,263.18 | -100.67% |
| | 261,113,466.53 | 966,106,281.70 | -72.97% |
| | 335,481,942.31 | 345,299,180.88 | -2.84% |
| | -74,368,475.78 | 620,807,100.82 | -111.98% |
| | 158,117,323.57 | 147,136,227.68 | 7.46% |

1 , 1033.08% ,

2 , 110.67%

3 , 111.98% 2015 6 2015

8 ,

| | 2,883,103.07 | 1.07% | | |
|--|---------------|-------|--|--|
| | 2,195,400.00 | 0.81% | | |
| | 13,319,706.40 | 4.92% | | |
| | 7,150,978.87 | 2.64% | | |
| | 3,176,172.67 | 1.17% | | |

1

| | | | | | | | |
|----|--------------|--|--|--|--|--------------|------|
| | | | | | | | |
| 2. | 2,195,000.00 | | | | | 2,195,000.00 | 0.00 |
| | 2,195,000.00 | | | | | 2,195,000.00 | 0.00 |
| | 2,195,000.00 | | | | | 2,195,000.00 | 0.00 |

3

| | |
|--|----------------------|
| | 52,266,391.32 |
| | 7,929,136.33 |
| | <u>60,195,527.65</u> |

1

2

3

4

5

1

| | | | | | | | | | | |
|--|--|--|--|--|--|--|--|--|--|--|
| | | | | | | | | | | |
|--|--|--|--|--|--|--|--|--|--|--|

| | | | | | | | | | | |
|------|----|-----------|-----------|-----------|---|---|-------|----------|----|---|
| | | | | | | | | | | |
| 2015 | | 57,681.91 | 26,183.55 | 50,983.41 | 0 | 0 | 0.00% | 3,355.79 | | 0 |
| | -- | 57,681.91 | 26,183.55 | 50,983.41 | 0 | 0 | 0.00% | 3,355.79 | -- | 0 |

| | | | | | | | | | | |
|----------------|----------------|-------|---|--|--|----------------|----------------|--|--|--|
| [2015]949 | | | | | | | | | | |
| 2015 6 | | | | | | | | | | |
| A | 36,670,000.00 | 15.73 | / | | | | 576,819,100.00 | | | |
| 37,609,146.00 | 539,209,954.00 | | | | | 5,940,000.00 | | | | |
| 533,269,954.00 | | | | | | | | | | |
| 2015 6 8 | | | | | | | | | | |
| [2015]10904 | | | | | | | | | | |
| 2015 6 8 | 539,209,954.00 | | | | | 5,940,000.00 | | | | |
| 2015 6 8 | 533,269,954.00 | | | | | 2,524,107.87 | | | | |
| 2015 | 247,998,611.88 | | | | | 110,466,800.00 | | | | |
| 2015 | 137,531,811.88 | | | | | 7,597,955.50 | | | | |
| 2016 | 261,835,499.17 | | | | | 33,557,906.32 | | | | |
| 2016 12 31 | 33,557,906.32 | | | | | | | | | |
| << | | | | | | | | | | |
| >> | | | | | | | | | | |
| 2012 | | | | | | | | | | |

2015 7 22

2016 12 31

| | | |
|--|---------------|---|
| 752900013810222 | 3,508,012.35 | 1 |
| 752900013810222 | 30,000,000.00 | 2 |
| 336000100100257602 | 28,881.05 | 1 |
| 1751568815 | 21,012.92 | 1 |
| 298.84ETEMC Q/P <</MCID 120 >>BDC 58.08 565.184.557.907.626 <</EMC /5A22MCID 121 >>BDC q56.9 | | |

1

2

10%

| (| | | 60,000,000.0 | 355,871,077. | 240,272,990. | 375,831,621. | 59,007,244.6 | 50,605,517.3 |
|---|--|--|--------------|--------------|--------------|--------------|--------------|--------------|
|) | | | 0 | 23 | 75 | 49 | 1 | 1 |
| | | | 315,730.00 | 30,002,009.5 | -695,274.42 | 53,102,396.4 | -210,663.45 | -201,443.04 |
| | | | | 2 | | 0 | | |
| | | | 100,000,000. | 98,907,217.6 | 98,707,124.7 | 0.00 | -1,262,395.3 | -1,262,289.2 |
| | | | 00 | 5 | 7 | | 1 | 3 |

2016

200%

5

2020

200

2015

43.29%

2016

2348

2012-2016

9.8% 740.6 2020 14.6%

30% 50%

25% 2018 15000 2014-2018

OLED

1

| 2016 04 22 | | | 2016 4 22 |
|------------|--|--|------------|
| 2016 08 25 | | | 2016 8 25 |
| 2016 11 25 | | | 2016 11 25 |

2015

2016 3 24

149,560,000

2015

10

3.50

10

15


52,346,000.00

224,340,000

373,900,000

2016

2016



| | | | | | | |
|--|--|--|-----|--|--|--|
| | | | 25% | | | |
| | | | | | | |
| | | | | | | |

| | | | | | | |
|--|--|--|---|--|--|--|
| | | | 3 | | | |
|--|--|--|---|--|--|--|

| | | | | | | |
|--|--|--|--|--|--|--|
| | | | | | | |
|--|--|--|--|--|--|--|


| | | | | | | |
|--|--|--|---|--|--|--|
| | | | 3 | | | |
|--|--|--|---|--|--|--|

| | | | | | | |
|--|--|--|--|--|--|--|
| | | | | | | |
|--|--|--|--|--|--|--|

20

； IPO 2015 06
11

1




1




| | | | | | | |
|--|--|--|-------|--|--|--|
| | | | 2 | | | |
| | | | 3 | | | |
| | | | A | | | |
| | | | 20% B | | | |

| | | | | | | |
|--|--|--|-------------------|--|--|--|
| | | | 1% 2 3 A | | | |
| | | | 3 B | | | |

| | | | | | | |
|--|--|--|-----|--|--|--|
| | | | 30% | | | |
| | | | 2 | | | |
| | | | 1 | | | |



2



| | |
|---|----|
| | |
| | 65 |
| 7 | |
| | |
| | |
| | 0 |
| | |
| | |

1 2015 8 4

2015

2 2015 8 21

2015

3 2015 8 24

4 2015 11 25
24

2015 8

6

0.6

289

2015 11 27

14,667

14,956

5 2016 8 22

2016 8 22

63

2015

2

3

4

5

1

1

2

3

2

3

1

2

4

1

2

ROHS

ISO14001:2004

,

2016

| | | |
|------------|------------|-------------|
| | | |
| | | |
| | | |
| | 2,275,207 | 205,165,207 |
| | 3,270,207 | 123,490,207 |
| 75,968,543 | 40,026,457 | 117,356,457 |
| 1,868,750 | 3,243,750 | 6,133,750 |

| | | | | | | |
|----|------------|------------|------------|-----------|----|---------------------------|
| | | | | | | |
| | 1,050,000 | 656,250 | 918,750 | 1,968,750 | | |
| | 600,000 | 375,000 | 525,000 | 1,125,000 | | |
| | 500,000 | 312,500 | 437,500 | 937,500 | | |
| 37 | 740,000 | 555,000 | 1,110,000 | 1,295,000 | | 2017 8 24 2018 8 24 |
| 62 | 0 | 0 | 777,500 | 777,500 | | 2017 8 22 2018 8 22 |
| | 31,180,240 | 72,624,350 | 46,204,110 | 6,103,750 | -- | -- |

1

2

3

1

| | | | | | | | | |
|--|--------|--------|---------------|--------------|-------------|-----------|---|------------|
| | 20,213 | | 20,416 | | 9 | 0 | 9 | 0 |
| | | 5% | | | 10 | | | |
| | | | | | | | | |
| | | 27.18% | 101,627,625.5 | 60,976,572.5 | 101,627,625 | 0 | | 56,200,000 |
| | | 21.84% | 81,675,000.0 | 49,005,000.0 | 81,675,000 | 0 | | |
| | | 5.61% | 20,971,775.5 | 12,583,065.5 | 15,728,832 | 0 | | 17,750,000 |
| | | 2.35% | 8,768,593 | 8,768,593 | 0 | 8,768,593 | | |
| | | 1.27% | 4,731,850 | 4,731,850 | 0 | 4,731,850 | | |
| | | 1.14% | 4,260,618 | 4,260,618 | 0 | 4,260,618 | | |

30

1.02%

| | | | | | | | | |
|-------------|----|-------|-----------|-----------|---|-----------|-----------|-----------|
| | | | | | | | | |
| | | 0.88% | 3,282,267 | 3,282,267 | 0 | 3,282,267 | | |
| 10 4 | | | | | | | | |
| | | | | | | | | |
| 10 | | | | | | | | |
| | | | | | | | | |
| | | | | | | | | |
| | | | | | | | 8,768,593 | 8,768,593 |
| | | | | | | | 5,242,943 | 5,242,943 |
| | | | | | | | 4,731,850 | 4,731,850 |
| | | | | | | | 4,260,618 | 4,260,618 |
| 30 | | | | | | | 3,826,571 | 3,826,571 |
| | | | | | | | 3,808,779 | 3,808,779 |
| | | | | | | | 3,316,611 | 3,316,611 |
| | | | | | | | 3,282,267 | 3,282,267 |
| | | | | | | | 3,257,000 | 3,257,000 |
| -005L-FH002 | | | | | | | 3,026,389 | 3,026,389 |
| 10 10 | 10 | | | | | | | |
| | | | | | | | | |

| | |
|---|--|
| 5 | |
|---|--|

10

10

10

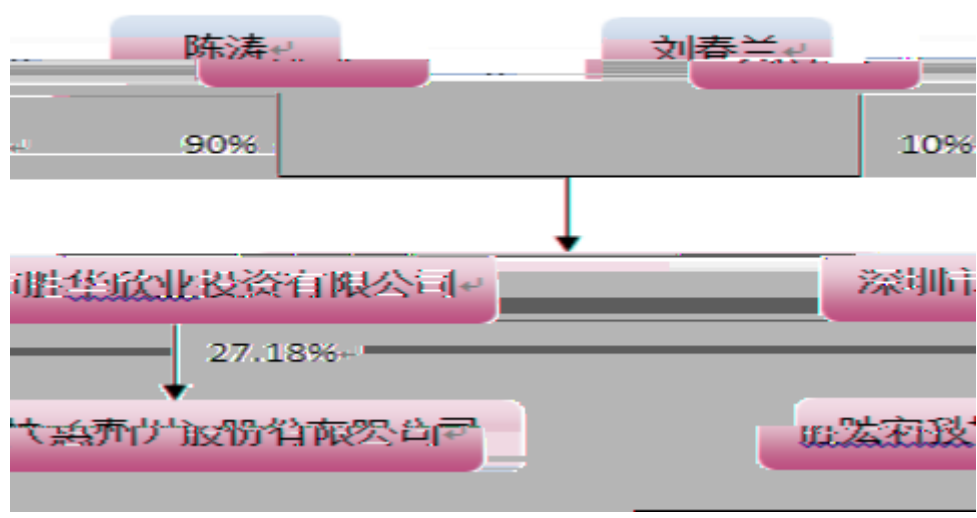
10

2

| | | | | |
|--|---|------------|------------|--|
| | / | | | |
| | | 2001 09 03 | 73204146-5 | |
| | | | | |

3

| | | |
|----|--|--|
| | | |
| | | |
| | | |
| | | |
| 10 | | |



4 10%

| | | | | |
|--|---|------------|-------|--|
| | / | | | |
| | | 2006 07 08 | 10000 | |

5

| | | | | | | | | | | | |
|--|----|----|----|----|---------------|---------------|-----------|---|---------|-----------|-----------|
| | | | | | | | | | | | |
| | | | | 38 | 2012 02 20 | 2018 02 26 | 1,050,000 | 0 | 100,000 | 1,575,000 | 2,525,000 |
| | | | | 40 | 2012 02 20 | 2018 02 26 | 600,000 | 0 | 80,000 | 900,000 | 1,420,000 |
| | | | | 45 | 2012 02 20 | 2018 02 26 | 500,000 | 0 | 312,500 | 750,000 | 937,500 |
| | | | | 40 | 2016 04 08 | 2018 02 26 | 16,000 | 0 | 0 | 24,000 | 40,000 |
| | -- | -- | -- | -- | -- | -- | 2,166,000 | 0 | 492,500 | 3,249,000 | 4,922,500 |

| | | | | | | | | | | | |
|--|--|--|--|--|--|--|--|--|--|--|--|
| | | | | | | | | | | | |
|--|--|--|--|--|--|--|--|--|--|--|--|

EMBA

MBA

MBA

MBA

()

MBA

,

| | | | | | |
|--|--|--|--|--|--|
| | | | | | |
| | | | | | |

| | | | | | | |
|--|----|----|----|----|--------|----|
| | | | | | | |
| | | | 45 | | 78 | |
| | | | 61 | | 48 | |
| | | | 38 | | 37.17 | |
| | | | 40 | | 32.75 | |
| | | | 45 | | 32.97 | |
| | | | 40 | | 36 | |
| | | | 50 | | 36.67 | |
| | | | 36 | | 27.5 | |
| | | | 35 | | 28.66 | |
| | | | 71 | | 5 | |
| | | | 50 | | 5 | |
| | | | 40 | | 5 | |
| | -- | -- | -- | -- | 372.72 | -- |

| | | | | | | | | | | |
|--|------|---|----|----|-------|-----------|-----------|---|-------|-----------|
| | | | | | / | | | | / | |
| | | | | | 22.85 | 1,050,000 | 787,500 | 0 | 20.97 | 2,525,000 |
| | | | | | 22.85 | 600,000 | 450,000 | 0 | 20.97 | 1,420,000 |
| | | | | | 22.85 | 500,000 | 375,000 | 0 | 20.97 | 937,500 |
| | -- | 0 | 0 | -- | -- | 2,150,000 | 1,612,500 | 0 | -- | 4,882,500 |
| | 2015 | | 10 | 15 | | | | | | |

1


566

| | |
|--|--------|
| | 3,141 |
| | 642 |
| | 3,789 |
| | 46,769 |
| | 0 |
| | |
| | |
| | 2,329 |
| | 153 |
| | 371 |
| | 22 |
| | 348 |
| | 566 |
| | 3,789 |
| | |

3.

4

1



2

1



| | 10 | 7 | 3 | 0 | 0 | |
|--|----|---|---|---|---|---|
| | 10 | 8 | 2 | 0 | 0 | |
| | 10 | 8 | 2 | 0 | 0 | |
| | | | | | | 2 |

2

3

1

2

3

4

1

2

| | | |
|--|---|---|
| | 2017 03 08 | |
| | www.cninfo.com.cn | |
| | | 100.00% |
| | | 100.00% |
| | | |
| | | |
| | 1 2 3 4 1 2 | 1 2 3 4 5 6 7 |
| | 1% 2000 1% 0.3% 600 2000 0.3% 600 | 0.5% 1000 0.5% 0.25% 500 1000 |

| | | | |
|--|--|-------|-----|
| | | 0.25% | 500 |
| | | | 0 |
| | | | 0 |
| | | | 0 |
| | | | 0 |

| | | | |
|------------|--------------|--|--|
| | | | |
| 2016 12 31 | | | |
| 2016 12 | | | |
| 31 | | | |
| | | | |
| | 2017 03 08 | | |
| | [2017]3803-1 | | |
| | | | |
| | | | |

| | |
|--|------------|
| | |
| | 2017 03 08 |
| | |
| | [2017]3803 |
| | |

31

2016

2016 12

1

2

2016 12 31

2016

[]

1

| | | |
|--|----------------|----------------|
| | | |
| | | |
| | 440,889,777.26 | 233,287,051.79 |
| | | |
| | | |
| | | |
| | | |
| | 47,378,414.83 | 49,597,417.49 |
| | 708,626,440.75 | 487,192,611.37 |
| | 4,014,862.68 | 2,416,962.90 |
| | | |
| | | |
| | | |
| | | |

| | | |
|--|------------------|------------------|
| | | |
| | 33,258,324.14 | 16,103,815.67 |
| | | |
| | 201,169,682.41 | 136,087,989.89 |
| | | |
| | | |
| | 49,839,971.87 | 370,972,625.65 |
| | 1,485,177,473.94 | 1,295,658,474.76 |
| | | |
| | | |
| | | |
| | | |
| | | |
| | | |
| | 748,867,604.05 | 602,568,687.93 |
| | 58,071,213.00 | 40,507,326.91 |
| | | |
| | 16,436.24 | 111,367.20 |
| | | |
| | | |
| | 20,709,309.94 | 21,241,256.02 |
| | | |
| | | |
| | 16,244,255.97 | 2,420,109.79 |
| | 7,689,808.91 | 6,649,745.95 |
| | 24,964,533.14 | 13,799,161.91 |
| | 876,563,161.25 | 687,297,655.71 |
| | 2,361,740,635.19 | 1,982,956,130.47 |
| | | |
| | 65,659,836.95 | 46,680,820.42 |
| | | |
| | | |
| | | |

| | |
|--|----------------|
| | |
| | |
| | 264,238,914.06 |
| | 448,772,299.22 |
| | 1,285,272.19 |
| | |
| | |
| | 26,477,861.03 |
| | |

| | | |
|--|------------------|------------------|
| | 914,044,988.08 | 734,902,406.51 |
| | | |
| | 374,677,500.00 | 149,560,000.00 |
| | | |
| | | |
| | 574,364,569.82 | 788,985,143.57 |
| | 51,184,210.00 | 60,603,300.00 |
| | -24,034.35 | -24,763.35 |
| | | |
| | 46,927,237.23 | 28,634,297.94 |
| | | |
| | 502,934,584.41 | 341,502,345.80 |
| | 1,447,695,647.11 | 1,248,053,723.96 |
| | | |
| | 1,447,695,647.11 | 1,248,053,723.96 |
| | 2,361,740,635.19 | 1,982,956,130.47 |

2

| | | |
|--|----------------|----------------|
| | | |
| | | |
| | 411,447,227.51 | 218,402,010.08 |
| | | |
| | | |
| | 47,041,100.83 | 44,716,597.07 |
| | 692,067,969.29 | 483,057,276.10 |
| | 3,991,128.60 | 3,263,617.10 |
| | | |
| | | |
| | 32,676,436.02 | 15,451,113.20 |
| | 171,643,920.37 | 113,872,672.58 |



| | | |
|--|------------------|------------------|
| | | |
| | 718,742.36 | |
| | 162,575,450.17 | 75,779,355.95 |
| | | |
| | | |
| | 1,092,629,715.37 | 819,274,889.85 |
| | | |
| | | |
| | | |
| | | |
| | | |
| | | |
| | | |
| | | |
| | 9,339,052.45 | 5,733,747.98 |
| | | 675,754.34 |
| | | |
| | 9,339,052.45 | 6,409,502.32 |
| | 1,101,968,767.82 | 825,684,392.17 |
| | | |
| | 374,677,500.00 | 149,560,000.00 |
| | | |
| | | |
| | 579,741,998.73 | 794,362,572.48 |
| | 51,184,210.00 | 60,603,300.00 |
| | | |
| | | |
| | 46,389,494.34 | 28,096,555.05 |
| | 315,659,449.00 | 203,368,995.43 |
| | 1,265,284,232.07 | 1,114,784,822.96 |
| | 2,367,252,999.89 | 1,940,469,215.13 |

3

| | | |
|---|------------------|------------------|
| | | |
| | 1,817,694,996.82 | 1,284,631,483.77 |
| | 1,817,694,996.82 | 1,284,631,483.77 |
| | | |
| | | |
| | 1,556,044,388.02 | 1,146,728,932.55 |
| | 1,321,088,875.53 | 971,570,340.49 |
| | | |
| | | |
| | | |
| | | |
| | | |
| | 11,852,378.47 | 5,795,773.80 |
| | 55,031,927.68 | 34,134,614.08 |
| | 195,381,627.98 | 143,581,391.54 |
| | -40,630,128.04 | -19,720,800.92 |
| | 13,319,706.40 | 11,367,613.56 |
| | 2,195,400.00 | -2,195,400.00 |
| | 2,883,103.07 | 5,806,874.16 |
| | | |
| - | | |
| | 266,729,111.87 | 141,514,025.38 |
| | 7,150,978.87 | 7,687,610.09 |
| | 632,904.35 | 575,117.04 |
| | 3,176,172.67 | 3,329,394.10 |
| | 2,622,284.54 | 3,026,989.58 |

| | | |
|----|----------------|----------------|
| | 270,703,918.07 | 145,872,241.37 |
| | 38,632,740.17 | 19,332,519.08 |
| | 232,071,177.90 | 126,539,722.29 |
| | 232,071,177.90 | 126,539,722.29 |
| | | |
| | 729.00 | -4,121.83 |
| | 729.00 | -4,121.83 |
| | | |
| 1. | | |
| 2. | | |
| | 729.00 | -4,121.83 |
| 1. | | |
| 2. | | |
| 3. | | |
| 4. | | |
| 5. | 729.00 | -4,121.83 |
| 6. | | |
| | | |
| | 232,071,906.90 | 126,535,600.46 |
| | 232,071,906.90 | 126,535,600.46 |
| | | |
| | | |
| | 0.62 | 0.39 |
| | 0.62 | 0.39 |

0.00

0.00

4

| | | |
|----|------------------|------------------|
| | | |
| | 1,755,852,339.65 | 1,248,370,039.63 |
| | 1,350,106,663.50 | 998,846,159.20 |
| | 9,906,787.31 | 3,167,083.97 |
| | 52,039,621.61 | 31,474,238.28 |
| | 166,672,405.40 | 124,167,495.59 |
| | -39,362,088.99 | -19,158,625.83 |
| | 12,372,527.87 | 11,032,977.60 |
| | 2,195,400.00 | -2,195,400.00 |
| | 2,883,103.07 | 5,806,874.16 |
| | | |
| | 209,194,926.02 | 102,452,184.98 |
| | 5,804,123.92 | 7,412,544.96 |
| | 612,767.49 | 539,969.13 |
| | 1,524,173.04 | 1,400,293.20 |
| | 1,173,987.91 | 1,187,648.79 |
| | 213,474,876.90 | 108,464,436.74 |
| | 30,545,484.04 | 14,493,584.32 |
| | 182,929,392.86 | 93,970,852.42 |
| | | |
| | | |
| 1. | | |
| 2. | | |

| | | |
|----|----------------|---------------|
| | | |
| 1. | | |
| 2. | | |
| 3. | | |
| 4. | | |
| 5. | | |
| 6. | | |
| | 182,929,392.86 | 93,970,852.42 |
| | | |
| | | |
| | | |

5

| | | |
|--|------------------|------------------|
| | | |
| | | |
| | 1,328,703,815.96 | 1,041,438,063.69 |
| | | |
| | | |
| | | |
| | | |
| | | |
| | | |
| | | |
| | | |
| | | |
| | | |

| | | |
|--|------------------|------------------|
| | 68,560,136.14 | 98,161,594.36 |
| | 8,110,024.39 | 11,060,224.05 |
| | 1,405,373,976.49 | 1,150,659,882.10 |
| | 720,067,161.53 | 766,168,575.01 |
| | | |
| | | |
| | | |
| | | |
| | 276,605,028.88 | 223,644,322.06 |
| | 53,235,102.51 | 46,840,186.59 |
| | 142,326,155.01 | 95,196,136.58 |
| | 1,192,233,447.93 | 1,131,849,220.24 |
| | 213,140,528.56 | 18,810,661.86 |
| | | |
| | | |
| | 10,586,622.63 | 1,301,845.21 |
| | 852,685.20 | 162,120.00 |
| | | |
| | 580,442,604.99 | 73,688,266.10 |
| | 591,881,912.82 | 75,152,231.31 |
| | 310,343,486.48 | |

| | | |
|--|----------------|----------------|
| | | |
| | 251,643,516.53 | 275,985,551.96 |
| | | |
| | | 95,988,230.43 |
| | 261,113,466.53 | 966,106,281.70 |
| | 232,664,500.00 | 340,905,832.75 |
| | 53,332,040.41 | 4,393,348.13 |
| | | |
| | 49,485,401.90 | |
| | 335,481,942.31 | 345,299,180.88 |
| | -74,368,475.78 | 620,807,100.82 |
| | 16,005,335.06 | 3,049,728.18 |
| | 158,117,323.57 | 147,136,227.68 |
| | 222,576,926.04 | 75,440,698.36 |
| | 380,694,249.61 | 222,576,926.04 |

6

| | | |
|--|------------------|------------------|
| | | |
| | | |
| | 1,251,959,980.03 | 938,018,120.30 |
| | 68,247,433.36 | 98,161,594.36 |
| | 103,556,366.35 | 10,774,107.21 |
| | 1,423,763,779.74 | 1,046,953,821.87 |
| | 787,056,559.89 | 762,690,941.46 |
| | 226,246,136.90 | 180,906,757.88 |
| | 28,960,660.45 | 19,858,575.62 |
| | 129,516,108.20 | 85,734,522.86 |
| | 1,171,779,465.44 | 1,049,190,797.82 |
| | 251,984,314.30 | -2,236,975.95 |

| | | |
|--|----------------|---------------|
| | | |
| | | |
| | 10,586,622.63 | 1,301,845.21 |
| | 507,465.20 | 559,969.58 |
| | | |
| | 580,362,604.99 | 73,528,266.10 |
| | 591,456,692.82 | |
| | 268,632,978.57 | |

7

| | 149,56 0,000. 00 | | | | 788,985 ,143.57 | 60,603, 300.00 | -24,763. 35 | | 28,634, 297.94 | | 341,502 ,345.80 | | 1,248,0 53,723. 96 |
|---|------------------------|--|--|--|-------------------------|-------------------|----------------|--|-------------------|--|--------------------|--|--------------------------|
| | | | | | | | | | | | | | |
| | | | | | | | | | | | | | |
| | | | | | | | | | | | | | |
| | 149,56 0,000. 00 | | | | 788,985 ,143.57 | 60,603, 300.00 | -24,763. 35 | | 28,634, 297.94 | | 341,502 ,345.80 | | 1,248,0 53,723. 96 |
| | 225,11 7,500. 00 | | | | -214,62 0,573.7 5 | -9,419,0 90.00 | 729.00 | | 18,292, 939.29 | | 161,432 ,238.61 | | 199,641 ,923.15 |
| | | | | | | | 729.00 | | | | 232,071 ,177.90 | | 232,071 ,906.90 |
| | 777,50 0.00 | | | | 9,719,4 26.25 | -9,419,0 90.00 | | | | | | | 19,916, 016.25 |
| 1 | | | | | | | | | | | | | |
| 2 | | | | | | | | | | | | | |
| 3 | 777,50 0.00 | | | | 9,719,4 26.25 | -9,419,0 90.00 | | | | | | | 19,916, 016.25 |
| 4 | | | | | | | | | | | | | |
| | | | | | | | | | 18,292, 939.29 | | -70,638, 939.29 | | -52,346, 000.00 |

| | | | | | | | | | | | | | |
|---|------------------------|--|--|--|--|--|--|--|-------------------|--|--------------------|--|--------------------|
| 1 | | | | | | | | | 18,292, 939.29 | | -18,292, 939.29 | | |
| 2 | | | | | | | | | | | | | |
| 3 | | | | | | | | | | | -52,346, 000.00 | | -52,346, 000.00 |
| 4 | | | | | | | | | | | | | |
| | 224,34 0,000. 00 | | | | | | | | | | | | |
| 1 | 224,34 0,000. 00 | | | | | | | | | | | | |
| 2 | | | | | | | | | | | | | |
| 3 | | | | | | | | | | | | | |
| 4 | | | | | | | | | | | | | |
| | | | | | | | | | | | | | |

| | | | | | | | | | | | | | |
|---|----------------|--|--|--|----------------|---------------|------------|--|---------------|--|----------------|--|------------------|
| 3 | | | | | | | | | | | | | |
| 4 | | | | | | | | | | | | | |
| | | | | | | | | | | | | | |
| 1 | | | | | | | | | | | | | |
| 2 | | | | | | | | | | | | | |
| | | | | | | | | | | | | | |
| | 149,560,000.00 | | | | 788,985,143.57 | 60,603,300.00 | -24,763,35 | | 28,634,297.94 | | 341,502,345.80 | | 1,248,053,723.96 |

8

| | 149,560,000.00 | | | | 794,362,572.48 | 60,603,300.00 | | | 28,096,555.05 | 203,368,995.43 | 1,114,784,822.96 | |
|---|----------------|--|--|--|-----------------|---------------|--|--|---------------|----------------|------------------|--|
| | | | | | | | | | | | | |
| | | | | | | | | | | | | |
| | 149,560,000.00 | | | | 794,362,572.48 | 60,603,300.00 | | | 28,096,555.05 | 203,368,995.43 | 1,114,784,822.96 | |
| | 225,117,500.00 | | | | -214,620,573.75 | -9,419,090.00 | | | 18,292,939.29 | 112,290,453.57 | 150,499,409.11 | |
| | | | | | | | | | | 182,929,392.86 | 182,929,392.86 | |
| | 777,500.00 | | | | 9,719,426.25 | -9,419,090.00 | | | | | 19,916,016.25 | |
| 1 | | | | | | | | | | | | |

| | | | | | | | | | | | |
|---|--------------------|--|--|--|---------------------|-------------------|--|--|-------------------|--------------------|----------------------|
| 3 | 777,500. 00 | | | | 9,719,426 .25 | -9,419,09 0.00 | | | | | 19,916,01 6.25 |
| 4 | | | | | | | | | | | |
| | | | | | | | | | 18,292,93 9.29 | -70,638, 939.29 | -52,346,0 00.00 |
| 1 | | | | | | | | | 18,292,93 9.29 | -18,292, 939.29 | |
| 2 | | | | | | | | | | -52,346, 000.00 | -52,346,0 00.00 |
| 3 | | | | | | | | | | | |
| | 224,340, 000.00 | | | | -224,340, 000.00 | | | | | | |
| 1 | 224,340, 000.00 | | | | -224,340, 000.00 | | | | | | |
| 2 | | | | | | | | | | | |
| 3 | | | | | | | | | | | |
| 4 | | | | | | | | | | | |
| | | | | | | | | | | | |
| 1 | | | | | | | | | | | |
| 2 | | | | | | | | | | | |
| | | | | | | | | | | | |
| | 374,677, 500.00 | | | | 579,741,9 98.73 | 51,184,21 0.00 | | | 46,389,49 4.34 | 315,659 ,449.00 | 1,265,284 ,232.07 |

| | | | | | | | | | | | | |
|--|--------------------|--|--|--|--------------------|--|--|--|-------------------|--------------------|--------------------|--|
| | | | | | | | | | | | | |
| | | | | | | | | | | | | |
| | 110,000, 000.00 | | | | 237,561,6 01.17 | | | | 18,699,46 9.81 | 118,795 ,228.25 | 485,056,2 99.23 | |
| | | | | | | | | | | | | |
| | | | | | | | | | | | | |

| | | | | | | | | | | | |
|---|--------------------|--|--|--|--------------------|-------------------|--|--|-------------------|--------------------|--------------------|
| | | | | | | | | | | | |
| | 110,000, 000.00 | | | | 237,561,6 01.17 | | | | 18,699,46 9.81 | 118,795 ,228.25 | 485,056,2 99.23 |
| | 39,560,0 00.00 | | | | 556,800,9 71.31 | 60,603,30 0.00 | | | 9,397,085 .24 | 84,573, 767.18 | 629,728,5 23.73 |
| | | | | | | | | | | 93,970, 852.42 | 93,970,85 2.42 |
| | 39,560,0 00.00 | | | | 556,800,9 71.31 | 60,603,30 0.00 | | | | | 535,757,6 71.31 |
| 1 | 36,670,0 00.00 | | | | 496,859,1 99.31 | | | | | | 533,529,1 99.31 |
| 2 | | | | | | | | | | | |
| 3 | 2,890,00 0.00 | | | | 59,941,77 2.00 | 60,603,30 0.00 | | | | | 2,228,472 .00 |
| 4 | | | | | | | | | | | |
| | | | | | | | | | 9,397,085 .24 | -9,397,0 85.24 | |
| 1 | | | | | | | | | | | |

| | | | | | | | | | | | |
|--|----------------|--|--|--|----------------|---------------|--|--|---------------|----------------|------------------|
| | 149,560,000.00 | | | | 794,362,572.48 | 60,603,300.00 | | | 28,096,555.05 | 203,368,995.43 | 1,114,784,822.96 |
|--|----------------|--|--|--|----------------|---------------|--|--|---------------|----------------|------------------|

1

37,390.00

37,467.75

25%

2

2006 7 26

[2006]168

1200

2010 12 23

[2010]262

6,977,740.00

70% 30%

99,000,000.00

2010 12 24

[2010]264

41.965% 17.985%

2011 5 9

[2011]106

572

528

9,900

11,000

3.5% 1.5%

()

()

2011 8 9

[2011]228

5%

2011 10 20

[2011]301

1.75%

0.75% 1.8391% 1.3793%

| | | | | | | | | | |
|----------------|--------|--------------|----------------|---|----------------|----------------|-----|---------------|----------------|
| 2012 | 1 | 15 | | | | | | | |
| 2012 | 1 | 16 | | | | 2011 | 12 | 31 | |
| | | | | | 110,000,000.00 | | | | |
| 2012 | 1 | 16 | | | | [2012] | 22 | | |
| 2012 | 2 | 18 | | | | ZH[2012] | 5 | | |
| | | | 110,000,000.00 | | | 110,000,000.00 | | | |
| 2015 | 5 | 21 | | | | [2015] | 949 | | |
| | | | | | 3,667 | , | | | () |
| | | | | | | [2015] | 265 | | |
| | | | 146,670,000.00 | | | | | | |
| 2015 | 8 | 19 | | | [2015] | 307 | | | 3,667 |
| 2015 | 8 | 21 | | | | 2015 | | | |
| | | | | | 2015 | 8 | 24 | | |
| | | | | | | | | 46 | |
| | 289.60 | | 31.40 | | | 2015 | 11 | 10 | |
| | 46 | 40 | | | 289.60 | 289.00 | | | |
| | | | 20.97 / | | | | | 60,603,300.00 | |
| | | 2,890,000.00 | | | | | | | 149,560,000.00 |
| 2016 | 1 | 6 | | | [2016] | 7 | | | |
| 2016 | 4 | 20 | | | | 2015 | | | 2015 |
| | | | | | | 10 | 15 | | 224,340,000 |
| | | 373,900,000 | | | 2015 | 12 | 31 | | |
| 373,900,000.00 | | | | | | | | | |
| 2016 | 9 | 28 | | | [2016] | 363 | | | 10 |
| 15 | | | | | | | | | |
| 2016 | 8 | 22 | | | | | | | |
| 2016 | 8 | 22 | | | | | | | |
| | | | | | | | | | 63 |
| | | 78.50 | | | | | | | 12.18 / |
| 2016 | 10 | 12 | | | 63 | 62 | | | 78.50 |
| 77.75 | | | | | | | | 12.18 / | |
| | | 777,500.00 | | | 777,500.00 | | | | |
| 3 | | | | | | | | | |
| | | 2017 | 3 | 8 | | | | | |

,

1

2

12

1

)

15 2014

15 -

2014

2

1 1 12 31

3

1 1 12 31

4

5

1.

2.

1

2

1

1

2

3

4

2

3

6

33

7

8

9

1.

2.

10

1. H₂O + D₂O → 2HDO (D = ²H) 1685 10-14 P#>G 0!f€1D€ v 'K>'o ¿` (1t x ¼H 3•TÁ CE u4!mg•

3.

1

2

1

2

1

2

4.

5.

3.

4.

5.

13

1

2

3

4.

1

2

3

14

1.

1

5.

15

1.

2.

16

1

2

| | | 20-30 | 5% | 3.17%-4.75% |
|--|--|-------|----|--------------|
| | | 10 | 5% | 9.50% |
| | | 5 | 5% | 19.00% |
| | | 5-30 | 5% | 3.17%-19.00% |

3

1

2

3
75% 75%] 4 [90%
90%] 5 [90%

17

.

2.

18

1.

>z , QÁV Ç, VÁVÁ, òË£M •ð› : Î• DV...Àœð, 7 _è...i_

19

20

21

1

1.

2.

50

5

28

3.

2

1

2

3

4

5

22

23

24

1

2

3

4

25

1.

2.

26

1.

2.

1

2

3.

4.

1

2

3

27

28

1.

2

4

1

5

3

1

2

3

2.

3.

4.

1

2

3

29

1

2.

3.

4.

1

2

31

1

2

32

33

1

| " " " | [2016]22 | |
|---------------------------------|----------|--|
| 2016 5 1 " " " " 2016 5 1 | [2016]22 | |
| " " | | |
| 2,284,813.32 " | [2016]22 | |
| " 2,284,813.32 | | |

| | |
|--|-------|
| | 16.5% |
| | 25% |

2

2013 12 3

61,195,527.65

2

19,852,086.87

3

60,195,527.65

2

| | | |
|--|--|--|
| | | |
|--|--|--|

3

4

1

| | | |
|--|---------------|---------------|
| | | |
| | 30,040,830.99 | 40,154,910.49 |
| | 17,337,583.84 | 9,442,507.00 |
| | 47,378,414.83 | 49,597,417.49 |

2

2

0.00

| | | |
|--|--|--|
| | | |
|--|--|--|

3

| | |
|--|--|
| | |
|--|--|

| | | | | | |
|--|--|--|--|--|--|
| | | | | | |
|--|--|--|--|--|--|

4

| | 37,947,942.26 | 1 | 5.09% | 1,897,397.11 |
|--|-----------------------|---|---------------|---------------------|
| | 37,936,421.61 | 1 | 5.08% | 1,896,821.08 |
| | 36,303,756.69 | 1 | 4.87% | 1,815,187.83 |
| | 35,526,925.22 | 1 | 4.76% | 1,776,346.26 |
| | 35,359,837.94 | 1 | 4.74% | 1,767,991.90 |
| | <u>183,074,883.72</u> | - | <u>24.54%</u> | <u>9,153,744.18</u> |

5

183,074,883.72

| 1 | 4,014,862.68 | 100.00% | 2,410,496.40 | 99.73% |
|-----|--------------|---------|--------------|--------|
| 1 2 | | | 6,466.50 | 0.27% |
| | 4,014,862.68 | -- | 2,416,962.90 | -- |

1

2

| | | |
|--|--------------|--------|
| | 792,000.00 | 19.73% |
| | 543,758.38 | 13.54% |
| | 210,000.00 | 5.23% |
| | 175,506.10 | 4.37% |
| | 156,981.53 | 3.91% |
| | 1,878,246.01 | 46.78% |

7

1

| | | |
|--|--|--|
| | | |
|--|--|--|

2

| | | | | |
|--|--|--|--|--|
| | | | | |
|--|--|--|--|--|

8

1

| | | |
|-----|--|--|
| () | | |
|-----|--|--|

2

1

| | | | | |
|-----|--|--|--|--|
| () | | | | |
|-----|--|--|--|--|

9

1

| | 36,263,4 81.63 | 100.00% | 3,005,15 7.49 | 8.29% | 33,258,32 4.14 | 17,248, 191.13 | 100.00% | 1,144,375 .46 | 6.63% | 16,103,815. 67 |
|--|-------------------|---------|------------------|-------|-------------------|-------------------|---------|------------------|-------|-------------------|
| | 36,263,4 81.63 | 100.00% | 3,005,15 7.49 | 8.29% | 33,258,32 4.14 | 17,248, 191.13 | 100.00% | 1,144,375 .46 | 6.63% | 16,103,815. 67 |

| 1 | | | |
|-----|--|---------------|-----------------------|
| 1 | | 30,697,656.08 | 1,534,882.80 5.00% |
| 1 2 | | 3,963,226.60 | 792,645.32 20.00% |
| 2 3 | | 1,419,650.00 | 567,860.00 40.00% |

2

1,860,782.03

0.00

| | | |
|--|--|--|
| | | |
|--|--|--|

3

| | |
|--|--|
| | |
|--|--|

| | | | | | |
|--|--|--|--|--|--|
| | | | | | |
|--|--|--|--|--|--|

4

| | | |
|--|---------------|---------------|
| | | |
| | 23,801,117.85 | 9,524,763.13 |
| | 5,084,848.23 | 2,153,427.27 |
| | 4,493,661.63 | 3,615,628.60 |
| | 1,668,245.72 | 899,172.54 |
| | 1,055,736.43 | 939,549.59 |
| | 159,871.77 | 115,650.00 |
| | 36,263,481.63 | 17,248,191.13 |

5

| | | | | | |
|--|--|---------------|---|--------|--------------|
| | | | | | |
| | | 23,801,117.85 | 1 | 65.63% | 1,190,055.89 |
| | | 4,586,000.00 | 3 | 12.65% | 722,800.00 |
| | | 4,493,661.63 | 2 | 12.39% | 767,027.37 |
| | | 959,940.56 | 1 | 2.65% | 47,997.03 |

| | | | | | |
|--|----|---------------|-----|--------|--------------|
| | | 347,598.00 | 1 2 | 0.96% | 69,519.60 |
| | -- | 34,188,318.04 | -- | 94.28% | 2,797,399.89 |

6

| | | | | | |
|--|--|--|--|--|--|
| | | | | | |
|--|--|--|--|--|--|

7

8

10

1

| | | | | | |
|--|--|--|--|--|--|
| | | | | | |
| | | | | | |

| | | | | | | |
|--|--|--|--|--|--|--|
| | | | | | | |
|--|--|--|--|--|--|--|

3**4**

| | |
|--|--|
| | |
|--|--|

11

| | | | | |
|--|--|--|--|--|
| | | | | |
|--|--|--|--|--|

12

| | | |
|--|--|--|
| | | |
|--|--|--|

13

| | | |
|--|---------------|----------------|
| | | |
| | 19,839,971.87 | 34,467,596.71 |
| | 30,000,000.00 | 336,505,028.94 |
| | 49,839,971.87 | 370,972,625.65 |

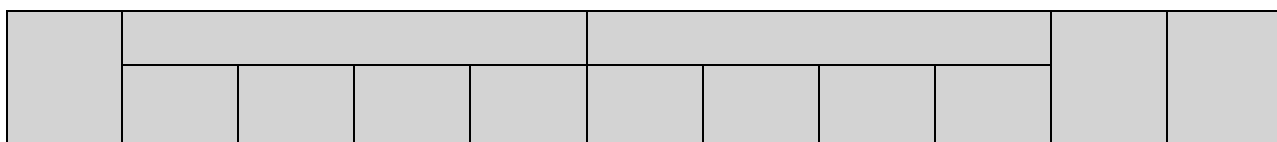
14**1**

| | | |
|--|--|--|
| | | |
| | | |

2



3



4




5



15

1



2



3

16

1

| | | | | | | | |
|--|--|--|--|--|--|--|--|
| | | | | | | | |
| | | | | | | | |

2

3

17

| | | | | | | | |
|--|--|--|--|--|--|--|--|
| | | | | | | | |
|--|--|--|--|--|--|--|--|

19

1

| | | | | | |
|----|----------------|----------------|---------------|---------------|------------------|
| | | | | | |
| 1. | 197,132,955.14 | 593,724,345.38 | 11,255,895.95 | 23,103,668.77 | 825,216,865.24 |
| 2. | 64,285,209.67 | 160,032,607.64 | 2,521,133.39 | 9,302,649.85 | 236,141,600.55 |
| 1 | | 160,032,607.64 | 2,521,133.39 | 9,302,649.85 | 171,856,390.88 |
| 2 | 64,285,209.67 | | | | 64,285,209.67 |
| 3 | | | | | |
| | | | | | |
| 3. | 592,160.00 | 20,817,334.60 | 117,030.92 | 129,745.20 | 21,656,270.72 |
| 1 | 592,160.00 | 20,817,334.60 | 117,030.92 | 129,745.20 | 21,656,270.72 |
| | | | | | |
| 4. | 260,826,004.81 | 732,939,618.42 | 13,659,998.42 | 32,276,573.42 | 1,039,702,195.07 |
| | | | | | |
| 1. | 37,713,092.57 | 170,238,772.68 | 3,652,940.09 | 11,043,371.97 | 222,648,177.31 |
| 2. | 8,102,132.59 | 61,759,736.20 | 2,147,201.24 | 2,558,639.98 | 74,567,710.01 |
| 1 | 8,102,132.59 | 61,759,736.20 | 2,147,201.24 | 2,558,639.98 | 74,567,710.01 |
| | | | | | |
| 3. | 148,451.08 | 6,013,998.17 | 111,179.37 | 107,667.68 | 6,381,296.30 |
| 1 | 148,451.08 | 6,013,998.17 | 111,179.37 | 107,667.68 | 6,381,296.30 |
| | | | | | |
| 4. | 45,666,774.08 | 225,984,510.71 | 5,688,961.96 | 13,494,344.27 | 290,834,591.02 |
| | | | | | |
| 1. | | | | | |
| 2. | | | | | |
| 1 | | | | | |
| | | | | | |
| 3. | | | | | |

| | |
|----|----------------|
| 1 | |
| | |
| 4. | |
| | |
| 1. | 215,159,230.73 |
| 2. | 159,419,862.57 |

2

| | |
|--|--|
| | |
|--|--|

3

| | |
|--|--|
| | |
|--|--|

4

| | |
|--|--|
| | |
|--|--|



| | | | | | |
|--|--------------|--|--------------|---------------|---------------|
| | 1,438,665.86 | | 1,438,665.86 | | |
| | | | | 37,665,871.57 | 37,665,871.57 |
| | | | | 2,173,455.34 | 2,173,455.34 |

22

| | | |
|--|-----------|------------|
| | | |
| | 16,436.24 | 111,367.20 |
| | 16,436.24 | 111,367.20 |

23

1

2

24

25

1

5

| | | | | | | |
|----|---------------|--|--|--------------|--------------|---------------|
| | | | | | | |
| | | | | | | |
| 1. | 19,476,421.00 | | | 4,701,956.04 | 1,100,000.00 | 25,278,377.04 |
| 2. | | | | 866,526.24 | | 866,526.24 |
| 1 | | | | 866,526.24 | | 866,526.24 |
| 2 | | | | | | |
| 3 | | | | | | |
| | | | | | | |

| | | |
|------|--------------|---------------|
| | | |
| | | |
| | | |
| 2.28 | 1,100,000.00 | 26,144,903.28 |
| | | |
| 6.45 | 22,916.67 | 4,037,121.02 |
| | | |
| 8.19 | 39,285.71 | 1,398,472.32 |
| | | |
| | | |
| | | |
| | | |
| 4.64 | 62,202.38 | 5,435,593.34 |
| | | |
| | | |
| | | |
| | | |
| | | |

| | | |
|--|--|--|
| | | |
| | | |

| | | |
|--|--|--|
| | | |
|--|--|--|

26

| | | | | |
|--|--|--|--|--|
| | | | | |
|--|--|--|--|--|

27

1

| | | | | |
|--|--|--|--|--|
| | | | | |
|--|--|--|--|--|

2

| | | | | |
|--|--|--|--|--|
| | | | | |
|--|--|--|--|--|

28

| | | | | | |
|--|--------------|---------------|--------------|--|---------------|
| | | | | | |
| | 2,420,109.79 | 16,228,292.13 | 2,404,145.95 | | 16,244,255.97 |
| | 2,420,109.79 | 16,228,292.13 | 2,404,145.95 | | 16,244,255.97 |

29

/

1

| | | |
|--|--|--|
| | | |
|--|--|--|

| | | | | |
|--|---------------|--------------|---------------|--------------|
| | | | | |
| | 40,484,056.26 | 6,079,404.60 | 27,164,349.86 | 4,080,567.99 |
| | | | 6,550,233.08 | 982,534.96 |
| | 1,026,976.25 | 154,046.44 | 2,228,472.00 | 334,270.80 |
| | 9,709,052.45 | 1,456,357.87 | 6,153,747.98 | 923,062.20 |
| | | | 2,195,400.00 | 329,310.00 |
| | 51,220,084.96 | 7,689,808.91 | 44,292,202.92 | 6,649,745.95 |

2

| | | | | |
|--|--|--|--------------|------------|
| | | | | |
| | | | 4,505,028.95 | 675,754.34 |
| | | | 4,505,028.95 | 675,754.34 |

3

| | | | | |
|--|--|--------------|--|--------------|
| | | | | |
| | | 7,689,808.91 | | 6,649,745.95 |
| | | | | 675,754.34 |

4

| | | | |
|--|--|---------------|-------------|
| | | | |
| | | -1,829,172.17 | -421,745.51 |
| | | -1,829,172.17 | -421,745.51 |

5

| | | | |
|--|--|--|--|
| | | | |
|--|--|--|--|

30

| | | |
|--|---------------|---------------|
| | | |
| | 24,964,533.14 | 13,799,161.91 |
| | 24,964,533.14 | 13,799,161.91 |

31**1**

| | | |
|--|---------------|---------------|
| | | |
| | 51,667,997.16 | 4,680,820.42 |
| | 13,991,839.79 | 42,000,000.00 |
| | 65,659,836.95 | 46,680,820.42 |

2

| | | | | |
|--|--|--|--|--|
| | | | | |
|--|--|--|--|--|

32

| | | |
|--|--|--------------|
| | | |
| | | 2,195,400.00 |
| | | 2,195,400.00 |

33

34

| | | |
|--|----------------|----------------|
| | | |
| | 43,003,133.15 | 13,632,399.44 |
| | 221,235,780.91 | 154,581,242.90 |
| | 264,238,914.06 | 168,213,642.34 |

0.00

35**1**

| | | | |
|-----|---|----------------|----------------|
| | | | |
| 1 | 1 | 439,078,726.04 | 399,801,382.76 |
| 1-2 | 2 | 8,470,686.86 | 4,808,150.75 |
| 2-3 | 3 | 868,387.55 | 302,864.95 |
| 3-4 | 4 | 269,217.99 | 299,754.00 |
| 4-5 | 5 | 85,280.78 | 838,725.00 |
| | | 448,772,299.22 | 406,050,877.46 |

2**1**

| | | |
|--|--|--|
| | | |
|--|--|--|

36**1**

| | | | |
|-----|---|--------------|------------|
| | | | |
| 1 | 1 | 1,285,272.19 | 506,876.30 |
| 1-2 | 2 | | 28,984.93 |
| | | 1,285,272.19 | 535,861.23 |

2 1

| | | |
|--|--|--|
| | | |
|--|--|--|

3

| | |
|--|--|
| | |
|--|--|

37

1

| | | | | |
|---|---------------|----------------|----------------|---------------|
| | | | | |
| | 19,761,491.86 | 272,892,578.79 | 266,176,209.62 | 26,477,861.03 |
| - | | 12,956,993.97 | 12,956,993.97 | |
| | 19,761,491.86 | 285,849,572.76 | 279,133,203.59 | 26,477,861.03 |

2

| | | | | |
|---|---------------|----------------|----------------|---------------|
| | | | | |
| 1 | 19,283,097.68 | 247,180,283.26 | 240,463,914.09 | 25,999,466.85 |
| 2 | | 12,843,420.01 | 12,843,420.01 | |
| 3 | | 6,752,284.56 | 6,752,284.56 | |
| | | 6,297,477.29 | 6,297,477.29 | |
| | | 454,356.72 | 454,356.72 | |
| | | 450.55 | 450.55 | |
| 4 | | 3,150,800.00 | 3,150,800.00 | |
| 5 | 478,394.18 | 2,965,790.96 | 2,965,790.96 | 478,394.18 |
| | 19,761,491.86 | 272,892,578.79 | 266,176,209.62 | 26,477,861.03 |

3

| | | | | |
|---|--|---------------|---------------|--|
| | | | | |
| 1 | | 12,323,061.36 | 12,323,061.36 | |
| 2 | | 633,932.61 | 633,932.61 | |
| | | 12,956,993.97 | 12,956,993.97 | |

38

| | | |
|--|---------------|---------------|
| | | |
| | 1,720,652.07 | |
| | 25,700,779.44 | 9,492,067.80 |
| | 559,631.90 | 391,496.87 |
| | 868,154.27 | 471,078.98 |
| | 248,444.07 | 134,594.01 |
| | 727,525.70 | 249,926.38 |
| | 1,098,561.00 | |
| | 372,666.14 | 201,891.00 |
| | 31,296,414.59 | 10,941,055.04 |

39

| |

| | | |
|--|------------|--|
| | 718,742.36 | |
|--|------------|--|

1

41**1**

| | | |
|--|---------------|---------------|
| | | |
| | 51,184,210.00 | 60,603,300.00 |
| | 8,245,127.31 | 10,809,688.61 |
| | 3,072,258.26 | 1,547,770.64 |
| | 1,579,279.93 | |
| | 664,024.86 | 212,240.00 |
| | 428,613.29 | 236,019.23 |
| | 224,203.00 | 191,833.00 |
| | 488,878.58 | 92,904.36 |
| | 65,886,595.23 | 73,693,755.84 |

2**1**

| | | |
|--|--|--|
| | | |
|--|--|--|

42

| | | |
|--|--|--|
| | | |
|--|--|--|

43

| | | |
|--|--|--|
| | | |
|--|--|--|

44

| | | |
|--|--|--|
| | | |
|--|--|--|

| | | | | | | | | | | | |
|--|--|--|--|--|--|--|--|--|--|--|--|
| | | | | | | | | | | | |
|--|--|--|--|--|--|--|--|--|--|--|--|

45

1

| | | |
|--|--|--|
| | | |
|--|--|--|

46

1

| | | |
|--|--|--|
| | | |
|--|--|--|

2

3

4

| | | | | | | | |
|--|--|--|--|--|--|--|--|
| | | | | | | | |
| | | | | | | | |

47

1

| | | |
|--|--|--|
| | | |
|--|--|--|

48

1

| | | |
|--|--|--|
| | | |
|--|--|--|

2

| | | |
|--|--|--|
| | | |
|--|--|--|

| | | |
|--|--|--|
| | | |
|--|--|--|

| | | |
|--|--|--|
| | | |
|--|--|--|

49

| | | | | | |
|--|--|--|--|--|--|
| | | | | | |
|--|--|--|--|--|--|

50

| | | | |
|--|--|--|--|
| | | | |
|--|--|--|--|

51


| | | | | | |
|--|--------------|--------------|------------|--------------|----|
| | | | | | |
| | 6,153,747.98 | 4,512,605.00 | 957,300.53 | 9,709,052.45 | |
| | 6,153,747.98 | 4,512,605.00 | 957,300.53 | 9,709,052.45 | -- |

| | | | | | | |
|--|--|--|--|--|--|---|
| | | | | | | / |
|--|--|--|--|--|--|---|

2,967,498.22

121,535.76

| | | | | | | |
|-----|------------|------------|--|--|------------|--|
| | | | | | | |
| | 150,000.00 | | | | 150,000.00 | |
| | 150,000.00 | | | | 150,000.00 | |
| HDI | | 150,000.00 | | | 150,000.00 | |
| HDI | | 100,000.00 | | | 100,000.00 | |



| | | | | | | |
|--|--------------|--------------|------------|--|--------------|----|
| | | | | | | |
| | 6,153,747.98 | 4,512,605.00 | 957,300.53 | | 9,709,052.45 | -- |

52

| | | |
|--|--|--|
| | | |
|--|--|--|

53

| | | | | | | | |
|--|----------------|------------|--|----------------|--|----------------|----------------|
| | | + | | | | | |
| | | | | | | | |
| | 149,560,000.00 | 777,500.00 | | 224,340,000.00 | | 225,117,500.00 | 374,677,500.00 |

54

1

2

| | | | | | | | |
|--|--|--|--|--|--|--|--|
| | | | | | | | |
| | | | | | | | |

55

| | | | | |
|--|----------------|---------------|----------------|----------------|
| | | | | |
| | 786,756,671.57 | 10,920,922.00 | 224,340,000.00 | 573,337,593.57 |
| | 2,228,472.00 | 1,026,976.25 | 2,228,472.00 | 1,026,976.25 |
| | 788,985,143.57 | 11,947,898.25 | 226,568,472.00 | 574,364,569.82 |

| | | | |
|--------------|----------------|--------------|--------------|
| 1 | 2016 10 | 9,469,950.00 | 777,500.00 |
| | 8,692,450.00 | | |
| 2,228,472.00 | | | |
| 2 | 2016 4 | 10 | 15 |
| 224,340,000 | 224,340,000.00 | | |
| 3 | | | 1,026,976.25 |

56

| | | | | |
|--|---------------|--------------|---------------|---------------|
| | | | | |
| | 60,603,300.00 | 9,469,950.00 | 18,889,040.00 | 51,184,210.00 |
| | 60,603,300.00 | 9,469,950.00 | 18,889,040.00 | 51,184,210.00 |

1

2

| | | | | | | | |
|--|--|--|--|--|--|--|---|
| | | | | | | | 5 |
|--|--|--|--|--|--|--|---|

58

| | | | | |
|--|--|--|--|--|
| | | | | |
|--|--|--|--|--|

| | | | | |
|--|------------------|------------------|------------------|----------------|
| | 1,766,138,440.62 | 1,320,285,540.34 | 1,260,411,737.38 | 970,889,305.13 |
| | 51,556,556.20 | 803,335.19 | 24,219,746.39 | 681,035.36 |
| | 1,817,694,996.82 | 1,321,088,875.53 | 1,284,631,483.77 | 971,570,340.49 |

62

| | | |
|--|---------------|--------------|
| | | |
| | 5,491,384.31 | 3,380,868.01 |
| | 2,353,450.42 | 1,448,943.48 |
| | 760,488.96 | |
| | 421,856.66 | |
| | 13,961.52 | |
| | 1,242,269.70 | |
| | 1,568,966.90 | 965,962.31 |
| | 11,852,378.47 | 5,795,773.80 |

63

| | | |
|--|---------------|---------------|
| | | |
| | 14,944,227.60 | 11,533,712.16 |
| | 13,651,604.25 | 6,921,966.23 |
| | 11,934,414.02 | 9,855,904.27 |
| | 4,909,463.38 | |
| | 3,692,770.25 | 3,044,879.59 |
| | 1,326,384.81 | 554,444.10 |
| | 73,482.73 | 101,181.86 |
| | 4,499,580.64 | 2,122,525.87 |
| | 55,031,927.68 | 34,134,614.08 |

64

| | | |
|--|--|--|
| | | |
|--|--|--|

| | | |
|--|---------------|---------------|
| | 98,958,670.03 | 73,463,654.59 |
| | 41,938,013.61 | 30,077,553.88 |
| | 8,199,012.10 | 6,018,244.48 |
| | 6,788,976.64 | 5,008,849.73 |
| | 5,187,182.86 | 4,319,788.08 |
| | 5,053,183.10 | 2,596,094.97 |
| | 4,987,686.63 | 4,053,716.50 |
| | 3,160,173.55 | 1,567,865.38 |
| | 2,998,077.75 | 1,532,716.53 |
| | 2,740,853.69 | 2,112,092.52 |

| | | |
|--|---------------|---------------|
| | | 5,689,559.03 |
| | 13,319,706.40 | 11,367,613.56 |

67

| | | |
|--|--------------|---------------|
| | | |
| | 2,195,400.00 | -2,195,400.00 |
| | 2,195,400.00 | -2,195,400.00 |

68

| | | |
|--|---------------|--------------|
| | | |
| | -3,198,490.61 | 1,225,900.00 |
| | 6,081,593.68 | 75,945.21 |
| | | 4,505,028.95 |
| | 2,883,103.07 | 5,806,874.16 |

259,999,999.99

9,762,345.92

2015

4,505,028.95

69

| | | | |
|--|--------------|--------------|------------|
| | | | |
| | 632,904.35 | 575,117.04 | 632,904.35 |
| | 632,904.35 | 575,117.04 | 632,904.35 |
| | 5,602,437.84 | 6,683,640.12 | |

| | | | | | | | | / |
|------|--|--|--|--|--|--------------|--------------|---|
| | | | | | | 3,000,000.00 | 1,500,000.00 | |
| 2015 | | | | | | 789,800.00 | | |
| 2015 | | | | | | 330,000.00 | | |
| | | | | | | 221,375.00 | | |
| 2015 | | | | | | 211,909.05 | | |
| | | | | | | 200,000.00 | | |
| | | | | | | 150,000.00 | | |
| | | | | | | 121,535.76 | 60,767.88 | |

| | | | | | | | | |
|------|-----|----|----|----|----|--------------|--------------|----|
| | | | | | | | | |
| 12 | LED | | | | | | 150,000.00 | |
| 2014 | | | | | | | 66,220.00 | |
| 2015 | | | | | | | 60,000.00 | |
| 2014 | | | | | | | 30,000.00 | |
| | -- | -- | -- | -- | -- | 5,602,437.84 | 6,683,640.12 | -- |

70

| | | | |
|----|--------------|--------------|--------------|
| | | | |
| | 2,622,284.54 | 3,026,989.58 | 2,622,284.54 |
| | 2,622,284.54 | 3,026,989.58 | 2,622,284.54 |
| | 200,000.00 | | 200,000.00 |
| 3. | 353,888.13 | 302,404.52 | 353,888.13 |
| | 3,176,172.67 | 3,329,394.10 | 3,176,172.67 |

71

1

| | | |
|--|---------------|---------------|
| | | |
| | 40,348,557.47 | 21,540,717.79 |
| | -1,715,817.30 | -2,208,198.71 |
| | 38,632,740.17 | 19,332,519.08 |

2

| | |
|---|----------------|
| | |
| | 270,703,918.07 |
| / | 40,605,587.71 |
| | -129,399.48 |
| | -5,098,329.73 |
| | 2,913,849.86 |
| | 341,031.81 |
| | |

2

| | 99,042,892.44 | 70,452,814.57 |
|--|----------------|---------------|
| | 38,627,950.64 | 23,153,679.22 |
| | 3,649,369.22 | 889,759.89 |
| | 452,054.58 | 467,124.96 |
| | 553,888.13 | 232,757.94 |
| | 142,326,155.01 | 95,196,136.58 |

3

| | 576,999,999.99 | 70,000,000.00 |
|--|----------------|---------------|
| | 3,442,605.00 | 3,688,266.10 |
| | 580,442,604.99 | 73,688,266.10 |

4

| | 275,000,000.00 | 401,999,999.99 |
|--|----------------|----------------|
| | 3,198,490.61 | |
| | 278,198,490.61 | 401,999,999.99 |

5

| | | 95,988,230.43 |
|--|--|---------------|
| | | 95,988,230.43 |

6

| | | |
|--|--|--|
| | | |
|--|--|--|

49,485,401.90

| | | |
|---|----------------|----------------|
| | | |
| 3 | -- | -- |
| | 380,694,249.61 | 222,576,926.04 |
| | | |

76

| | | |
|--|---------------|----|
| | | |
| | 60,195,527.65 | |
| | 60,195,527.65 | -- |

77

1

| | | | |
|--|---------------|----------|----------------|
| | | | |
| | -- | -- | 357,348,033.12 |
| | 51,511,121.63 | 6.8623 | 353,483,776.08 |
| | 4,320,019.06 | 0.8945 | 3,864,257.04 |
| | -- | -- | 337,377,998.84 |
| | 47,060,158.68 | 6.9370 | 326,456,320.79 |
| | 12,209,813.36 | 0.8945 | 10,921,678.05 |
| | | | 176,592.18 |
| | 25,300.00 | 6.9370 | 175,506.10 |
| | 1,214.18 | 0.8945 | 1,086.08 |
| | | | 3,556,830.76 |
| | 512,733.28 | 6.9370 | 3,556,830.76 |
| | | | 51,667,997.16 |
| | 11,636,363.00 | 4.4402 | 51,667,997.16 |
| | | | 17,312,657.30 |
| | 2,209,181.68 | 6.9370 | 15,325,093.31 |
| | 28,927.83 | 0.8945 | 25,875.94 |
| | 32,919,200.00 | 0.059591 | 1,961,688.05 |
| | | | 1,124,421.94 |
| | 162,090.52 | 6.9370 | 1,124,421.94 |
| | | | 138,740.00 |
| | 20,000.00 | 6.9370 | 138,740.00 |

| | | | |
|-----------|-----------------|---------------|---------------|
| 2016 3 31 | 8,089,270.00 | 11,636,363.00 | |
| 2017 3 31 | 2.245% 2016 4 1 | 11,636,363.00 | 7,999,999.56 |
| | 2017 3 31 | 8,089,264.42 | |
| 5.58 | 11,901,227.63 | | 11,901,227.63 |
| 0.6797 | | 113,730.46 | |
| | | 24,465.60 | |
| | 2016 3 31 | | |
| 2016 4 1 | | | |

2

78

79

1

1

| | | | | | | | | |
|--|--|--|--|--|--|--|--|--|
| | | | | | | | | |
|--|--|--|--|--|--|--|--|--|

2

3

| | | |
|--|--|--|
| | | |
| | | |

4

5

6

2

1

| | |
|--|--|
| | |
|--|--|

3

4

5

6

1

1

| | | | | 100.00% | | |
|--|--|--|--|---------|--|--|
| | | | | 100.00% | | |
| | | | | 100.00% | | |

2

| | | | | |
|--|--|--|--|--|
| | | | | |
|--|--|--|--|--|

3

| | | | | | | | | | | | | |
|--|--|--|--|--|--|--|--|--|--|--|--|--|
| | | | | | | | | | | | | |
| | | | | | | | | | | | | |

| | | | | | | | | | | | | |
|--|--|--|--|--|--|--|--|--|--|--|--|--|
| | | | | | | | | | | | | |
| | | | | | | | | | | | | |

7

8

4

| | | | | | |
|--|--|--|--|---|--|
| | | | | / | |
| | | | | | |

5

6

1

1

| | | |
|--|----------------|----------------|
| | 440,889,777.26 | 233,287,051.79 |
| | 47,378,414.83 | 49,597,417.49 |
| | 708,626,440.75 | 487,192,611.37 |
| | 33,258,324.14 | 16,103,815.67 |
| | 30,000,000.00 | 336,505,028.94 |

2

| | | |
|--|----------------|----------------|
| | 65,659,836.95 | 46,680,820.42 |
| | - | 2,195,400.00 |
| | 264,238,914.06 | 168,213,642.34 |
| | 448,772,299.22 | 406,050,877.46 |
| | 65,886,595.23 | 73,693,755.84 |

2

3

4

1

| | | | | |
|--|----|----|----|----|
| | | | | |
| | | | | |
| | -- | -- | -- | -- |
| | -- | -- | -- | -- |

2

3

4

5

6

7

8

9

1

| | | | | | |
|--|--|--|----|--------|--------|
| | | | | | |
| | | | 50 | 27.12% | 27.12% |

2

3

| | |
|--|--|
| | |
|--|--|

4

| | |
|--|--|
| | |
|--|--|

| | |
|--|--|
| | |
|--|--|

5

1

/

\ O 'D Vä vtÆ ! \$CEdr` „„I ISk Ÿ pf Xua•îl%a^4 €Hil%a^4 €HiÅa^ Ä€Hä`V f@H Ž V •Bİ\$€H

4

| | | | | |
|--|--|--|--|--|
| | | | | |
|--|--|--|--|--|

| | | | | |
|--|----------------|------------|------------|--|
| | | | | |
| | 450,000,000.00 | 2015 07 20 | 2017 07 20 | |
| | 94,887,200.00 | 2013 07 26 | 2017 02 23 | |

1 2015 7 20

45,000

2 2013 7 26

8,190

200

5

| | | | | |
|--|--|--|--|--|
| | | | | |
| | | | | |
| | | | | |

6

| | | | |
|--|--|--|--|
| | | | |
|--|--|--|--|

7

8

6

1

| | | | | | |
|--|--|--|--|--|--|
| | | | | | |
| | | | | | |

2

| | | | |
|--|--|--|--|
| | | | |
|--|--|--|--|

7

8

1

| | |
|--|------------|
| | 777,500.00 |
| | 777,500.00 |
| | 0.00 |
| | 0 |
| | 0 |

2

| | |
|--|--------------|
| | |
| | |
| | |
| | 3,255,448.25 |

| | |
|--|--------------|
| | 3,255,448.25 |
|--|--------------|

3

4

5

1

2

1

| | | |
|-----------------|------------|---------------------|
| 752LC1600003 | 675,000.00 | 4,682,475.00 |
| 752LC1600004 | 252,000.00 | 1,748,124.00 |
| 0101LC16000519F | 18,500.00 | 1,317,763.43 |
| 752LC1500006 | 26,000.00 | 180,773.90 |
| 752LC1600002 | 11,000.00 | - |
| — | | <u>7,929,136.33</u> |

2

3

1

| | | | |
|--|--|--|--|
| | | | |
|--|--|--|--|

2

3

4

1 2017 3 8
374,677,500.00

2 2017 3 8
2

140,000 8.39 /

2016

1

1

| | | | |
|--|--|--|--|
| | | | |
|--|--|--|--|

2

| | | |
|--|--|--|
| | | |
|--|--|--|

2

3

1

2

4


5



6

1

2



3

4

7

8

1

101,627,625

1

1

| | 727,306, 041.56 | 100.00% | 35,238,0 72.27 | 4.85% | 692,067,9 69.29 | 507,772 ,438.04 | 100.00% | 24,715,16 1.94 | 4.87% | 483,057,27 6.10 |
|--|--------------------|---------|-------------------|-------|--------------------|--------------------|---------|-------------------|-------|--------------------|
| | 727,306, 041.56 | 100.00% | 35,238,0 72.27 | 4.85% | 692,067,9 69.29 | 507,772 ,438.04 | 100.00% | 24,715,16 1.94 | 4.87% | 483,057,27 6.10 |

| 1 | | | |
|-----|--|----------------|--------|
| 1 | | 700,384,475.33 | 5.00% |
| 1 2 | | 934,242.51 | 20.00% |
| 2 3 | | 80,000.00 | 40.00% |
| | | 701,398,717.84 | 5.02% |

2

10,522,910.33

0.00

| | | |
|--|--|--|
| | | |
|--|--|--|

3

| | |
|--|--|
| | |
|--|--|

| | | | | | |
|--|--|--|--|--|--|
| | | | | | |
|--|--|--|--|--|--|

4

| | 37,947,942.26 | 1 | 5.22% | 1,897,397.11 |
|--|-----------------------|---|---------------|---------------------|
| | 37,936,421.61 | 1 | 5.22% | 1,896,821.08 |
| | 36,303,756.69 | 1 | 4.99% | 1,815,187.83 |
| | 35,526,925.22 | 1 | 4.88% | 1,776,346.26 |
| | 35,359,837.94 | 1 | 4.86% | 1,767,991.90 |
| | <u>183,074,883.72</u> | | <u>25.17%</u> | <u>9,153,744.18</u> |

5

6

2

1

| | | |
|--|--|--|
| | | |
| | | |

| | | | | | | | | | | |
|--|---------------|---------|--------------|-------|---------------|---------------|---------|--------------|-------|---------------|
| | | | | | | | | | | |
| | 35,605,584.75 | 100.00% | 2,929,148.73 | 8.23% | 32,676,436.02 | 16,530,644.39 | 100.00% | 1,079,531.19 | 6.53% | 15,451,113.20 |
| | 35,605,584.75 | 100.00% | 2,929,148.73 | 8.23% | 32,676,436.02 | 16,530,644.39 | 100.00% | 1,079,531.19 | 6.53% | 15,451,113.20 |

| | | | |
|-----|---------------|--------------|--------|
| | | | |
| 1 | | | |
| 1 | 30,118,148.15 | 1,505,907.41 | 5.00% |
| 1 2 | 3,963,226.60 | 792,645.32 | 20.00% |
| 2 3 | 1,419,650.00 | 567,860.00 | 40.00% |
| 3 4 | 104,560.00 | 62,736.00 | 60.00% |
| | 35,605,584.75 | 2,929,148.73 | 8.23% |

2

1,849,617.54

0.00

3

| | | | | | |
|--|--|--|--|--|--|
| | | | | | |
|--|--|--|--|--|--|

4

| | | |
|--|---------------|---------------|
| | | |
| | 23,801,117.85 | 9,524,763.13 |
| | 4,971,683.28 | 1,797,394.32 |
| | 4,493,661.63 | 3,615,628.60 |
| | 1,200,775.56 | 537,042.75 |
| | 1,018,776.43 | 909,549.59 |
| | | 30,616.00 |
| | 119,570.00 | 115,650.00 |
| | 35,605,584.75 | 16,530,644.39 |

5

| | | | | | |
|--|--|---------------|---|--------|--------------|
| | | | | | |
| | | | | | |
| | | 23,801,117.85 | 1 | 66.85% | 1,190,055.89 |

7

8

3

| | 155,873,426.06 | | 155,873,426.06 | 56,573,426.06 | | 56,573,426.06 |
|--|----------------|--|----------------|---------------|--|---------------|
| | 155,873,426.06 | | 155,873,426.06 | 56,573,426.06 | | 56,573,426.06 |

1

| | 55,557,696.06 | | | 55,557,696.06 | | |
|--|---------------|---------------|--|----------------|--|--|
| | 315,730.00 | | | 315,730.00 | | |
| | 700,000.00 | 99,300,000.00 | | 100,000,000.00 | | |
| | 56,573,426.06 | 99,300,000.00 | | 155,873,426.06 | | |

2

3

4

| | 1,705,532,380.90 | 1,342,624,033.35 | 1,228,887,811.01 | 997,383,530.36 |
|--|------------------|------------------|------------------|----------------|
| | 50,319,958.75 | 7,482,630.15 | 19,482,228.62 | 1,462,628.84 |
| | 1,755,852,339.65 | 1,350,106,663.50 | 1,248,370,039.63 | 998,846,159.20 |

5

| | | |
|--|---------------|--------------|
| | | |
| | -3,198,490.61 | 1,225,900.00 |
| | 6,081,593.68 | 75,945.21 |
| | | 4,505,028.95 |
| | 2,883,103.07 | 5,806,874.16 |

6

1

| | | |
|--|---------------|--|
| | | |
| | -1,989,380.19 | |
| | 5,602,437.84 | |
| | 6,081,593.68 | |
| | -1,003,090.61 | |

| | | |
|--|--------------|----|
| | | |
| | 361,748.55 | |
| | 1,408,079.60 | |
| | 7,645,229.67 | -- |

1

1

2

| | | / | / |
|--|--------|------|------|
| | 17.40% | 0.62 | 0.62 |
| | 16.82% | 0.60 | 0.60 |

3

1

2

3

4

2016